



LI-XNX-CB-6CAM-FP



Address:

48820 Kato Road
Suite 100B
Fremont, CA 94538
USA



Phone:

+1 (408)263-0988

Fax:

+1 (408)217-1960



Sales:

sales@leopardimaging.com


Support:

support@leopardimaging.com

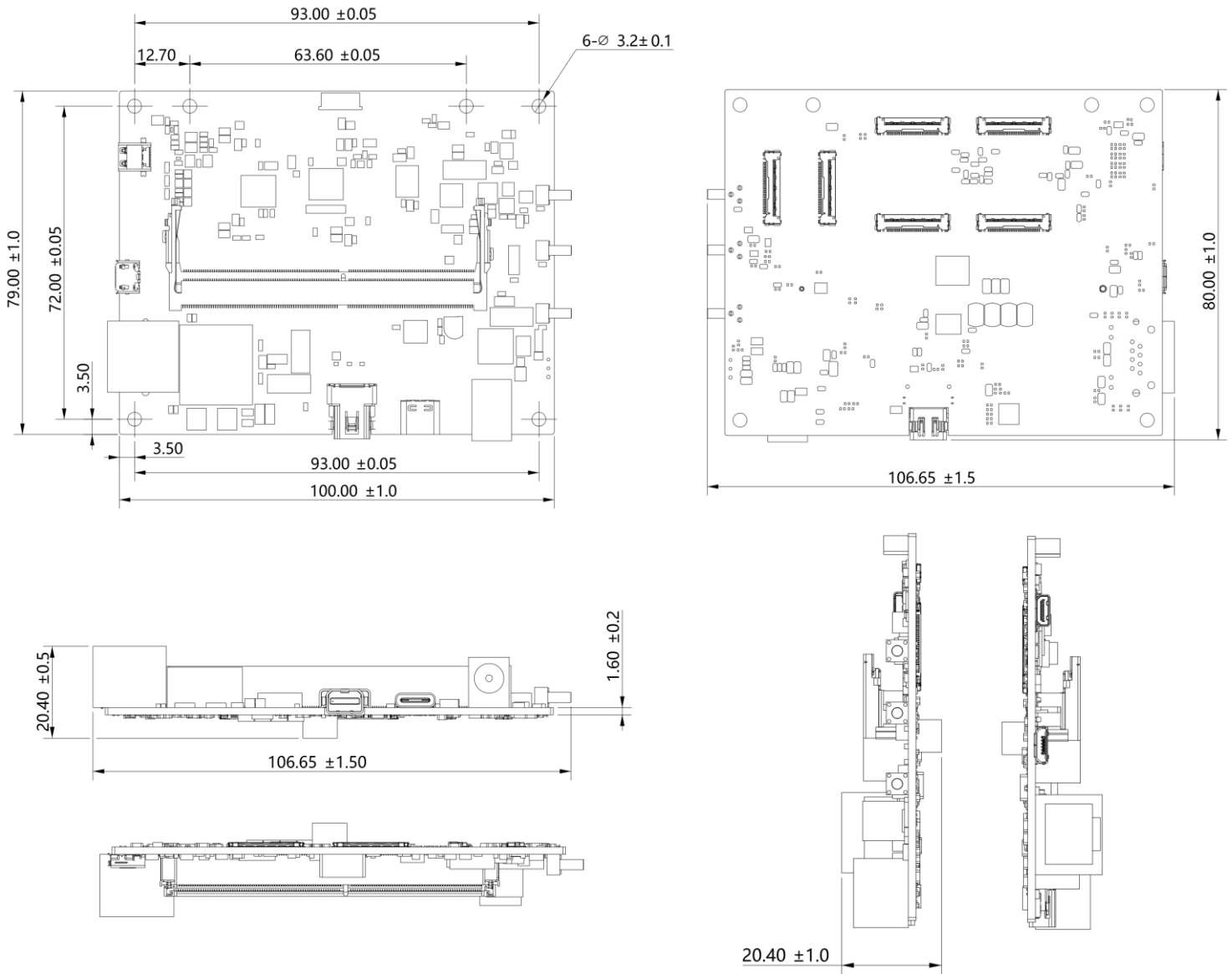
TECHNICAL FEATURES

- Carrier board for NVIDIA® Jetson Xavier NX™ SOM
- 6 x MIPI CSI-2 camera interfaces (5 x 2-lane and 1 x 4-lane)
- 1 x Power interface (DC 12V)
- 1 x Micro-HDMI interface
- 1 x USB3.0 Type-C interface
- 1 x RJ45 Ethernet interface
- 1 x USB 2.0 Micro-B interface
- 1 x UART interface (not populated)
- 1 x CAN connector
- 1 x Fan connector
- DP supported (options)
- PoE supported (options)
- Auto-Boot switcher
- Weight: ~ 68 g (Without NX SOM)
- Operating temperature: -20°C ~ +60°C
- Part#:

Without PoE	LI-XNX-CB-6CAM-FP
PoE Version	LI-XNX-CB-6CAM-FP-POE



DIMENSIONS



Unit: mm

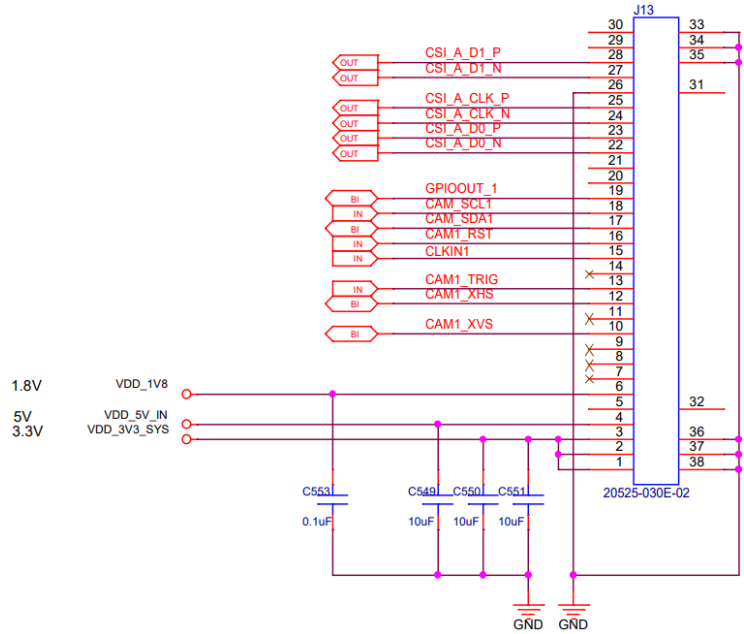
BOM

#	Items	QTY
1	LI-NX-CB-6CAM V1.1 board	1
2	DC 12V power supply	1
3	USB 2.0 Type A - Micro B cable	1

Note: NVIDIA® Jetson Xavier NX™ SOM is not included

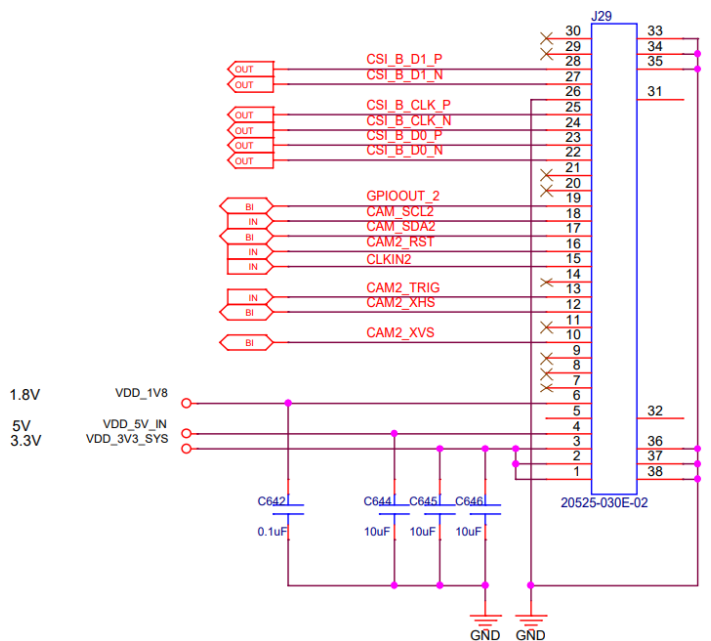
INTERFACE J13 (CAM1)

- Part#: 20525-030E-02
- Number of Positions: 30
- Pitch: 0.4 mm
- Mating I-PEX Cable: FAW-1233-xx



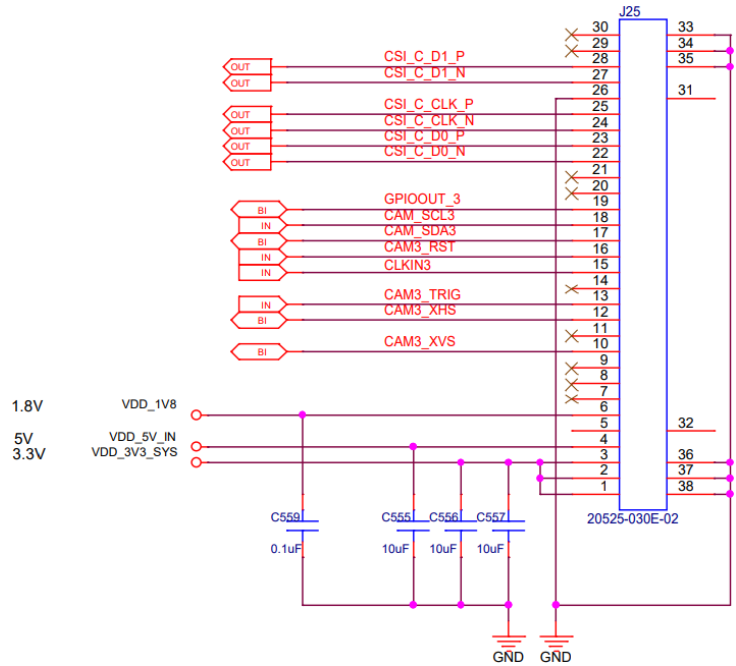
INTERFACE J29 (CAM2)

- Part#: 20525-030E-02
- Number of Positions: 30
- Pitch: 0.4 mm
- Mating I-PEX Cable: FAW-1233-xx



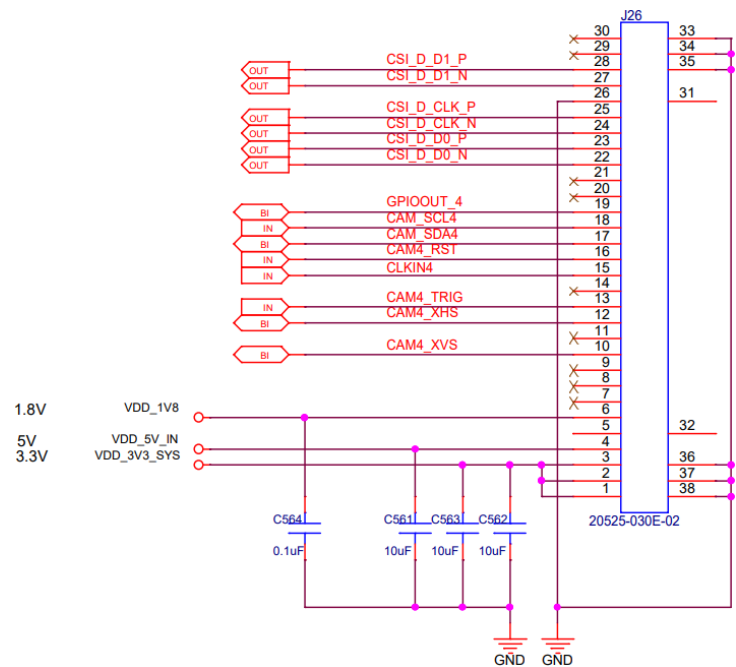
INTERFACE J25 (CAM3)

- Part#: 20525-030E-02
- Number of Positions: 30
- Pitch: 0.4 mm
- Mating I-PEX Cable: FAW-1233-xx



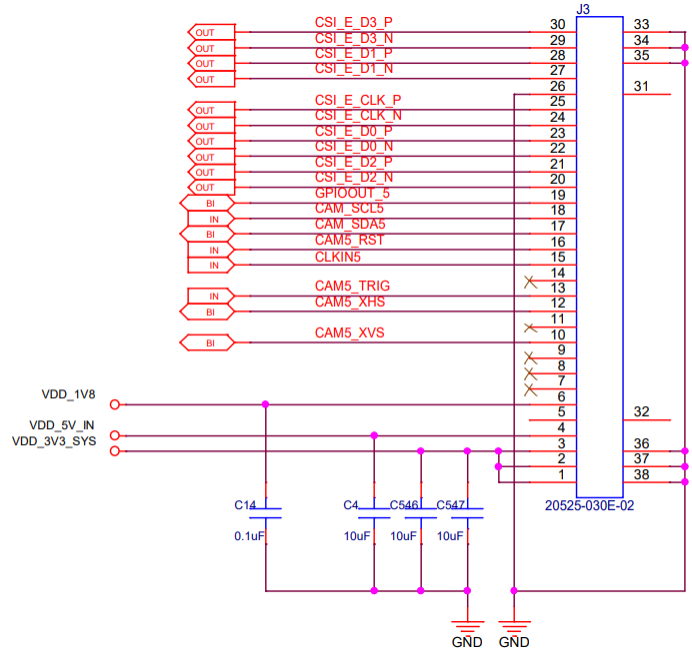
INTERFACE J26 (CAM4)

- Part#: 20525-030E-02
- Number of Positions: 30
- Pitch: 0.4 mm
- Mating I-PEX Cable: FAW-1233-xx



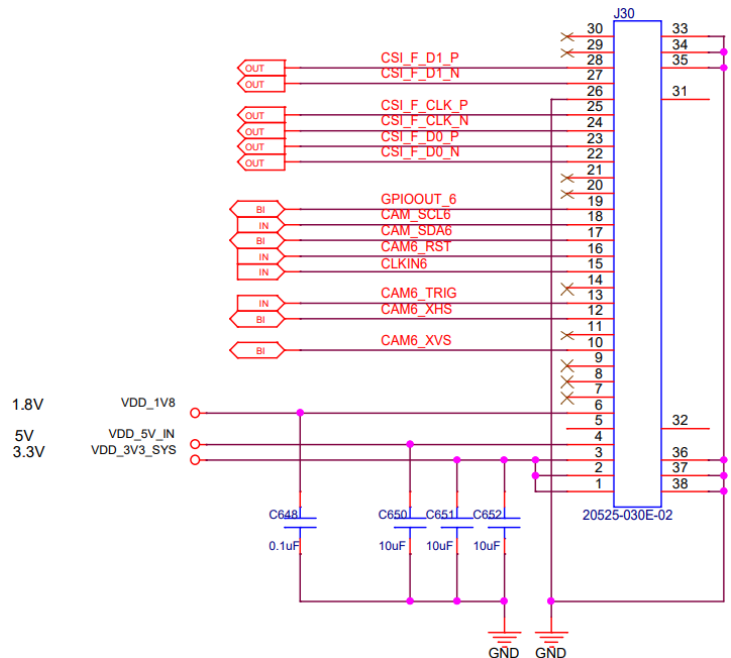
INTERFACE J3 (CAM5)

- Part#: 20525-030E-02
- Number of Positions: 30
- Pitch: 0.4 mm
- Mating I-PEX Cable: FAW-1233-xx



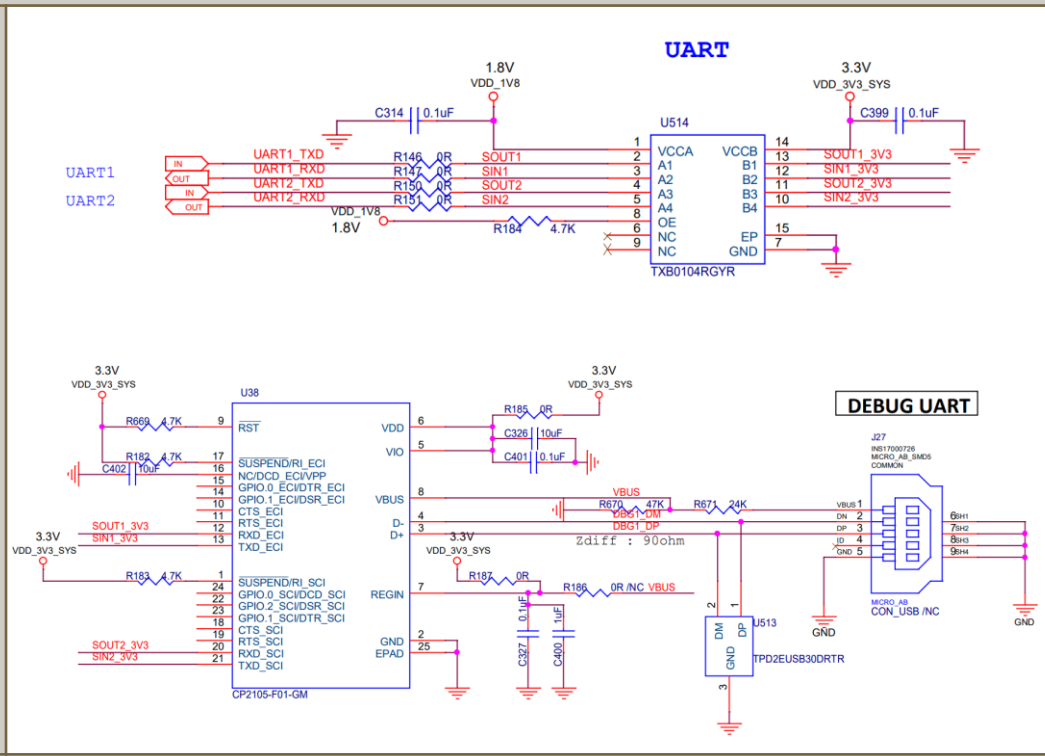
INTERFACE J30 (CAM6)

- Part#: 20525-030E-02
- Number of Positions: 30
- Pitch: 0.4 mm
- Mating I-PEX Cable: FAW-1233-xx



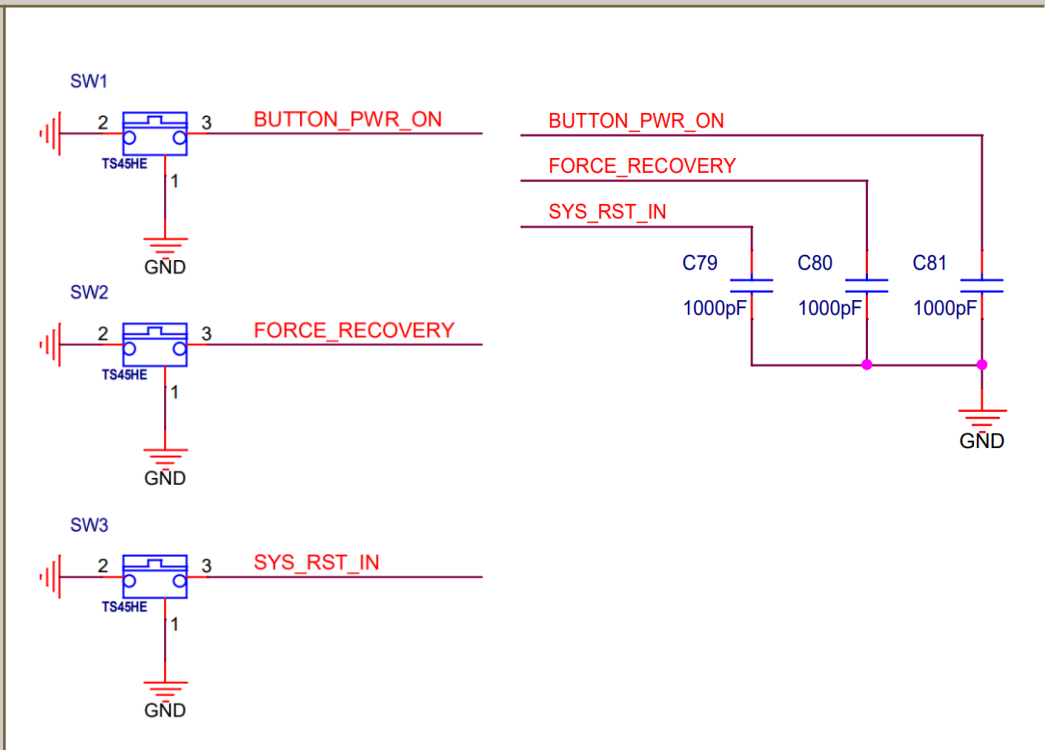
UART

■ Not populated

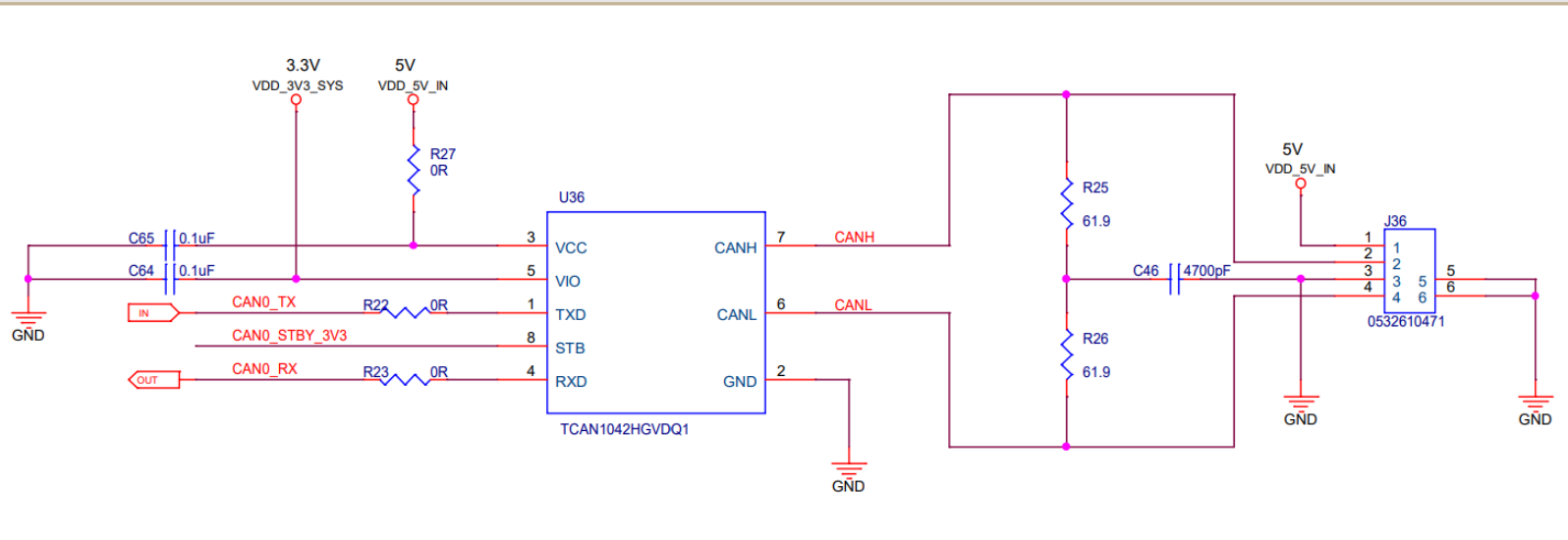


Buttons (Power, Force_Recovery, Reset)

■ Part#: TS45HE



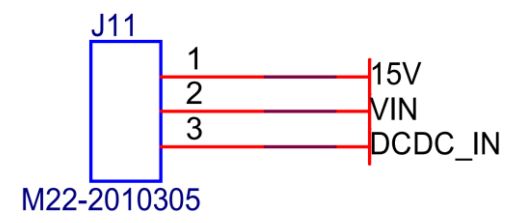

● INTERFACE J36 (CAN Connector)



- Part#: 0532610471
- Number of Positions: 4
- Pitch: 1.25 mm

● INTERFACE J11 (Jumper for Main Power)

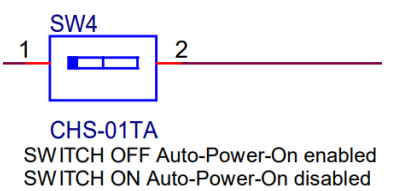

- Part#: M22-2010305
- Number of Positions: 3
- Pitch: 2 mm



● Boot Mode (SW4)

■ Part#: CHS-01TA

Status	Boot Mode
On	Manual Mode
Off	Auto Mode

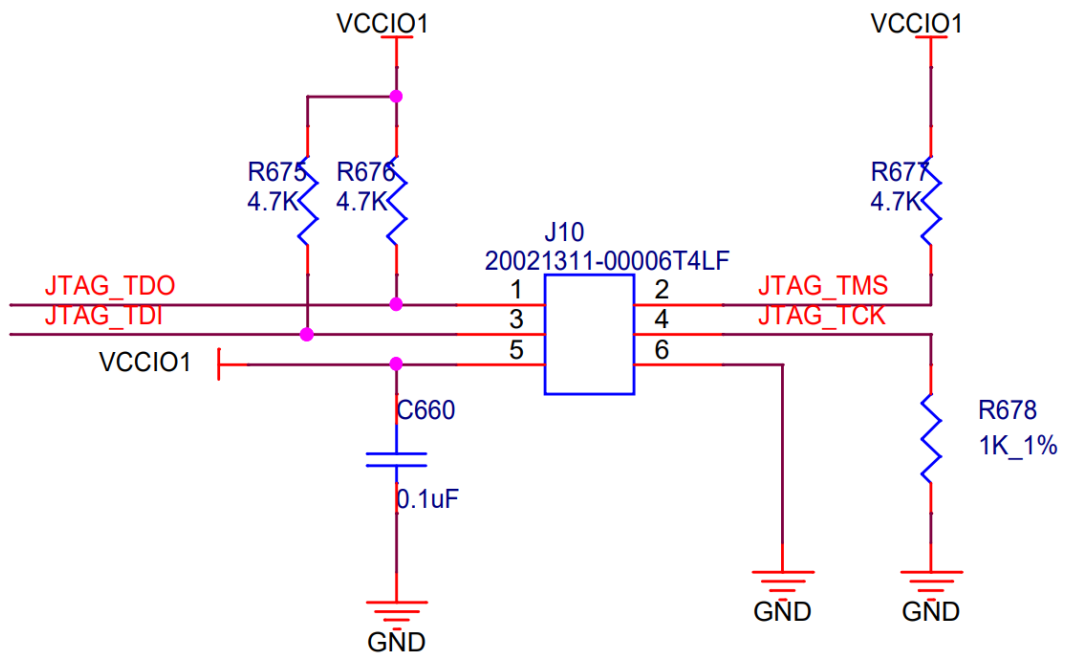


● INTERFACE J10 (JTAG Header)

■ Number of Positions: 6

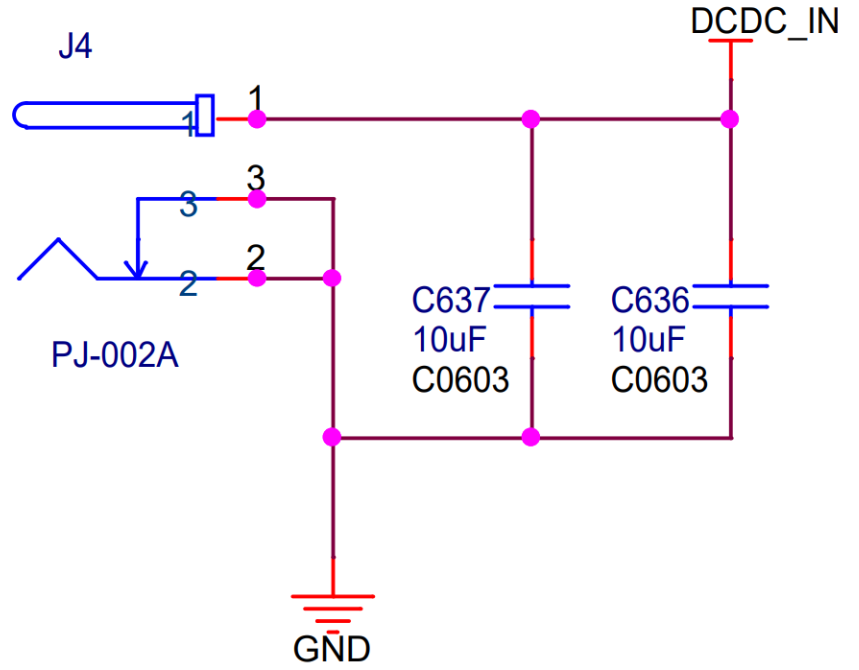
Pin Assignment

JTAG_TDO	Pin 1
JTAG_TMS	Pin 2
JTAG_TDI	Pin 3
JTAG_TCK	Pin 4
VCCIO1	Pin 5
GND	Pin 6



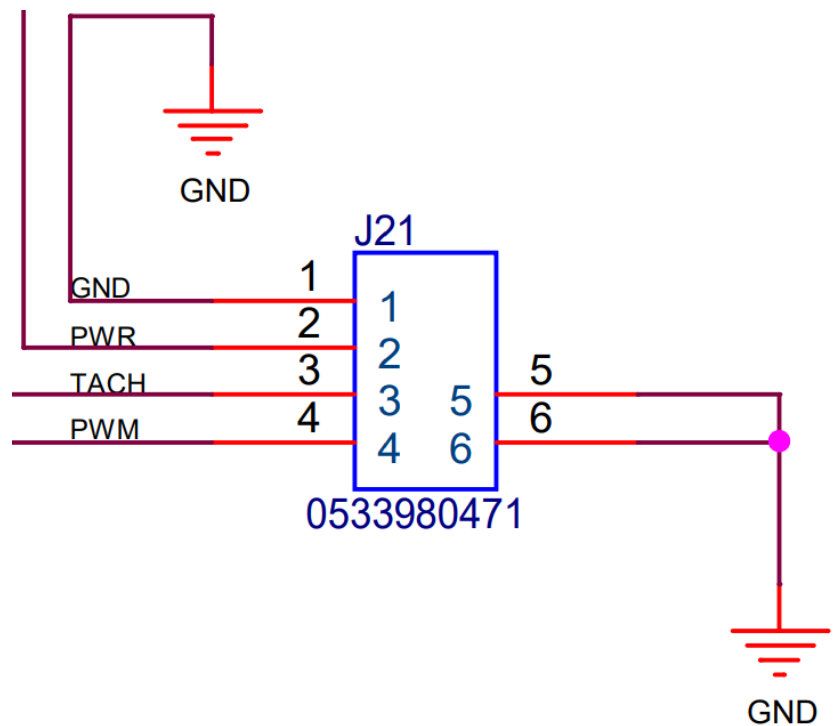
INTERFACE J4 (DCDC Jack)

- Part#: PJ-002A
- Number of Positions / Contacts: 2 conductors, 3 contacts



Interface J21 (SoC Fan Header)

- Part#: 0533980471
- Number of Positions: 4



● REVISION HISTORY

Revision	Description	Release Date
1.0	First release.	27 Jul 2021
1.1	Updated content about PoE support.	28 Jan 2022

48820 Kato Rd, Suite 100B, Fremont, CA 94538, USA

Phone: +1 (408)263-0988

Fax: +1 (408)217-1960

Email: sales@leopardimaging.com

Website: www.leopardimaging.com

